



PRINCE AVENUE CHRISTIAN SCHOOL

College Planning
2023-2024

PARENTING 101...TIPS FOR PARENTS OF HIGH SCHOOLERS I'VE LEARNED THROUGH THE YEARS



College applications may be a long way off or right around the corner...but it is crucial to start a strong foundation in 9th grade (earlier than that)



Develop/maintain good study habits (get good sleep!)



Set age appropriate parameters (use of technology is a big TIME robber)




Be a fan of “*choices and consequences*”



Let your child be responsible for their classes but “Be the parent” and intervene when necessary (make sure to check facts with teacher, FACTS-SIS, etc.)

BEHAVE! WHAT HAPPENS TODAY IS ON FACEBOOK, TWITTER, INSTAGRAM, AND SNAPCHAT TOMORROW!

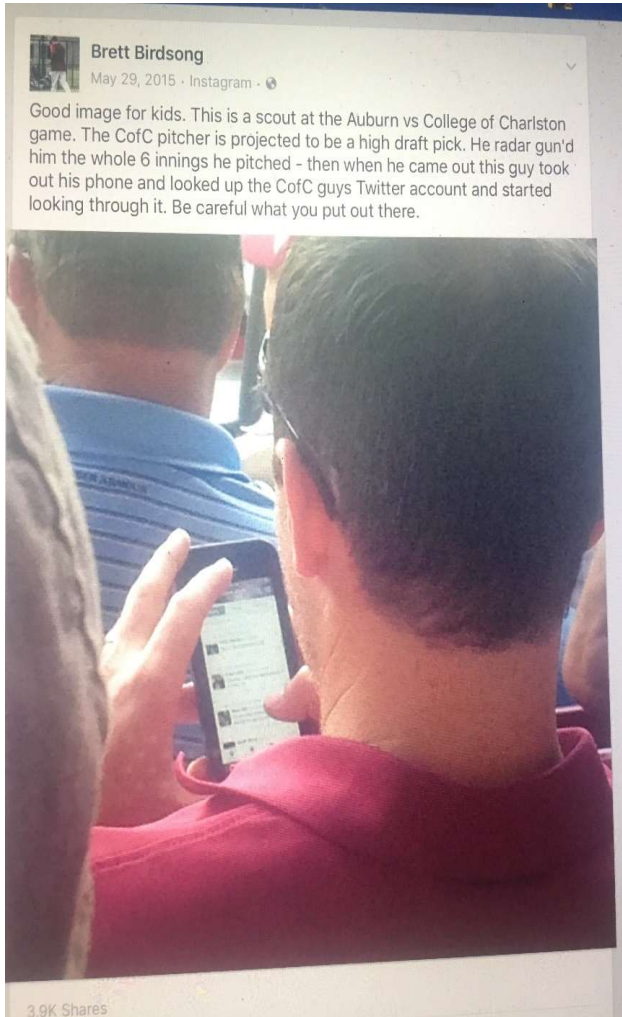


- Social Media should be used cautiously especially by teenagers!!! ***They Loved Your G.P.A.... Then They Saw Your Tweets***
- Counselor Evaluations for college admission often include questions pertaining to behavior of student. Many college applications ask if student has been suspended, expelled or had discipline issues which often result from inappropriate social media
- Behavior is very important in high school and can influence college admissions decisions. Kaplan Test Prep recently published survey results about social media and college admissions. They surveyed approximately **400 college admissions officers and found that 40% visit applicant's social media pages**
- Employers often look at social media and form first opinions before interview. App. "How can I find you on social media?"

“**EVERYTHING**
you post on social
media impacts
your **PERSONAL**
BRAND. How
do you want to
be known?”

Lisa Horn, a.k.a. The Publicity Gal

Tuesday · July 24, 2014 (1:06 am)



WHAT ARE COLLEGES LOOKING FOR?

#1...Core high school grades-Low grades from 9th and 10th are hard to pull up in 11th and 12th!

#2...SAT/ACT scores

#3...Rigor of coursework (Honors, Dual, AP's -balance is important, choose to take rigorous coursework in subjects you enjoy the most)

#4...Counselor evaluation/Teacher evaluation

#5...Co-Curricular Activities (clubs, athletics, fine arts, church youth group; committed & dedicated in a few activities is usually better than a little involvement in numerous activities)


#6...Community Service/Volunteer Work

#7...Essays, resume/portfolio

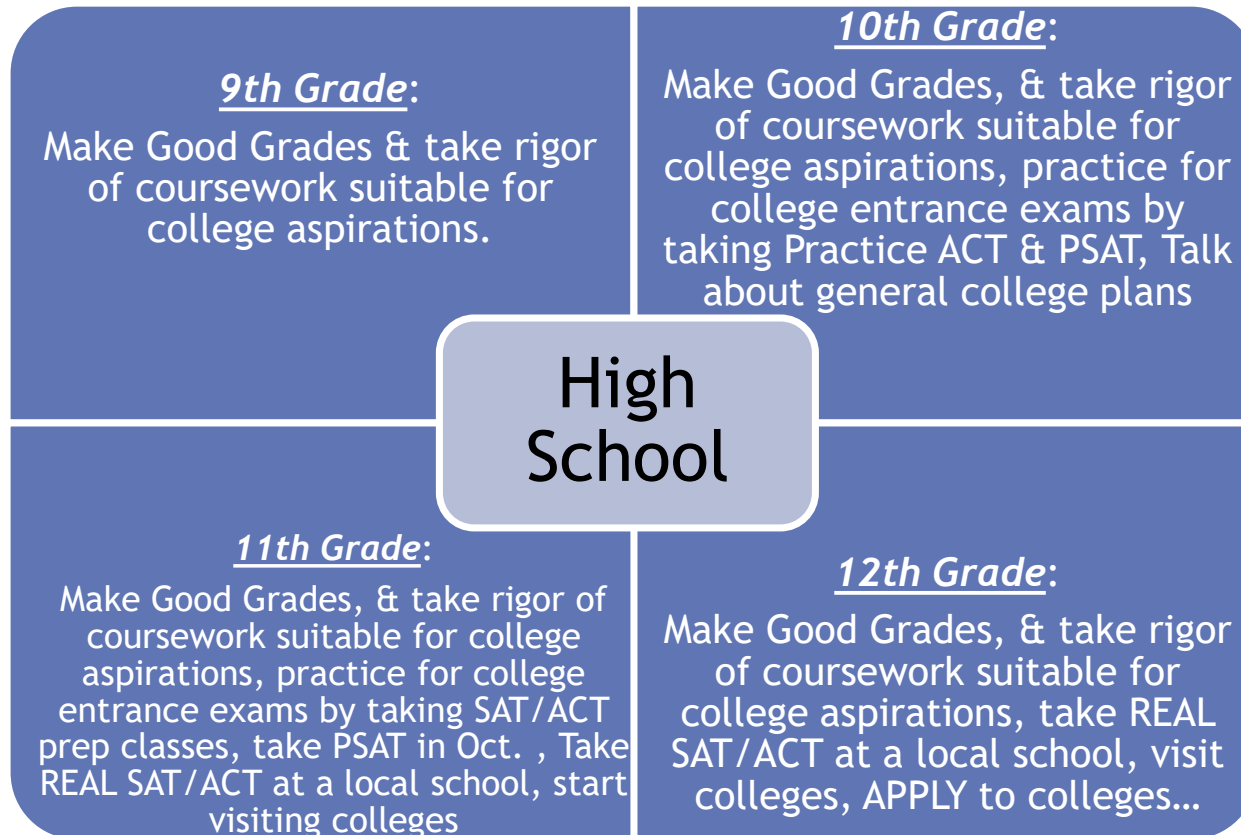
YOU'RE IN HIGH SCHOOL NOW...ALL GRADES COUNT FROM NOW UNTIL GRADUATION!

- ❑ Transcript is record of all grades earned in high school includes SAT/ACT, numerical avg., overall GPA
- ❑ When you apply to college(senior year, Oct. earliest, Jan. next big deadline) they most likely will only see through 11th grade, you can send in additional transcript after Sem.1 grades are in senior year

SAMPLE HIGH SCHOOL TRANSCRIPT

ACSI		OFFICIAL TRANSCRIPT				ACSIS																																																																																																																																																																																																																																																																																																																			
		Prince Avenue Christian School Transcript Prince Avenue Christian School 2201 Ruth Jackson Rd. Bogart, GA 30622 678-753-3000 Fax: 678-753-3028 Accredited by: SACS, ACSIS				Social Security Birthdate Gender Graduation Date Date Printed																																																																																																																																																																																																																																																																																																																			
		<table border="1"> <thead> <tr> <th>Course Name</th> <th>StateID</th> <th>Grade</th> <th>School Year</th> <th>Final Grade</th> <th>Credit</th> <th>Where Earned</th> </tr> </thead> <tbody> <tr><td>Bible 9</td><td></td><td>09</td><td>2006-2007</td><td>98</td><td>1.00</td><td>Prince Avenue Christian School</td></tr> <tr><td>CP Algebra 2</td><td>27.x640</td><td>09</td><td>2006-2007</td><td>98</td><td>1.00</td><td>Prince Avenue Christian School</td></tr> <tr><td>CP Biology</td><td>26.x120</td><td>09</td><td>2006-2007</td><td>99</td><td>1.00</td><td>Prince Avenue Christian School</td></tr> <tr><td>CP English 9</td><td>23.x610</td><td>09</td><td>2006-2007</td><td>97</td><td>1.00</td><td>Prince Avenue Christian School</td></tr> <tr><td>CP Geography</td><td>45.x711</td><td>09</td><td>2006-2007</td><td>96</td><td>1.00</td><td>Prince Avenue Christian School</td></tr> <tr><td>Creative Writing</td><td></td><td>09</td><td>2006-2007</td><td>97</td><td>1.00</td><td>Prince Avenue Christian School</td></tr> <tr><td>Health</td><td></td><td>09</td><td>2006-2007</td><td>96</td><td>0.50</td><td>Prince Avenue Christian School</td></tr> <tr><td>Physical Education</td><td></td><td>09</td><td>2006-2007</td><td>99</td><td>0.50</td><td>Prince Avenue Christian School</td></tr> <tr><td>Bible 10</td><td></td><td>10</td><td>2007-2008</td><td>97</td><td>1.00</td><td>Prince Avenue Christian School</td></tr> <tr><td>Computer 1</td><td></td><td>10</td><td>2007-2008</td><td>95</td><td>0.50</td><td>Prince Avenue Christian School</td></tr> <tr><td>CP English 10</td><td>23.x620</td><td>10</td><td>2007-2008</td><td>99</td><td>1.00</td><td>Prince Avenue Christian School</td></tr> <tr><td>CP French I</td><td>60.x110</td><td>10</td><td>2007-2008</td><td>99</td><td>1.00</td><td>Prince Avenue Christian School</td></tr> <tr><td>CP Geometry</td><td>27.x630</td><td>10</td><td>2007-2008</td><td>99</td><td>1.00</td><td>Prince Avenue Christian School</td></tr> <tr><td>CP Physical Science</td><td>40.x110</td><td>10</td><td>2007-2008</td><td>99</td><td>1.00</td><td>Prince Avenue Christian School</td></tr> <tr><td>CP World History</td><td>45.x830</td><td>10</td><td>2007-2008</td><td>97</td><td>1.00</td><td>Prince Avenue Christian School</td></tr> <tr><td>Teacher Intern</td><td></td><td>10</td><td>2007-2008</td><td>100</td><td>0.50</td><td>Prince Avenue Christian School</td></tr> <tr><td>WorldView</td><td></td><td>10</td><td>2007-2008</td><td>99</td><td>1.00</td><td>Prince Avenue Christian School</td></tr> <tr><td>AP U. S. History</td><td>45.08200</td><td>11</td><td>2008-2009</td><td>94</td><td>0.50</td><td>Prince Avenue Christian School</td></tr> <tr><td>AP U. S. History</td><td>45.08200</td><td>11</td><td>2008-2009</td><td>93</td><td>0.50</td><td>Prince Avenue Christian School</td></tr> <tr><td>Bible III</td><td></td><td>11</td><td>2008-2009</td><td>97</td><td>0.50</td><td>Prince Avenue Christian School</td></tr> <tr><td>Bible III</td><td></td><td>11</td><td>2008-2009</td><td>100</td><td>0.50</td><td>Prince Avenue Christian School</td></tr> <tr><td>CP Anatomy</td><td>26.x730</td><td>11</td><td>2008-2009</td><td>97</td><td>0.50</td><td>Prince Avenue Christian School</td></tr> <tr><td>CP Anatomy</td><td>26.x730</td><td>11</td><td>2008-2009</td><td>96</td><td>0.50</td><td>Prince Avenue Christian School</td></tr> <tr><td>CP Chemistry</td><td>40.x510</td><td>11</td><td>2008-2009</td><td>97</td><td>0.50</td><td>Prince Avenue Christian School</td></tr> <tr><td>CP Chemistry</td><td>40.x510</td><td>11</td><td>2008-2009</td><td>94</td><td>0.50</td><td>Prince Avenue Christian School</td></tr> <tr><td>CP English 11</td><td>23.x510</td><td>11</td><td>2008-2009</td><td>99</td><td>0.50</td><td>Prince Avenue Christian School</td></tr> <tr><td>CP English 11</td><td>23.x510</td><td>11</td><td>2008-2009</td><td>97</td><td>0.50</td><td>Prince Avenue Christian School</td></tr> <tr><td>CP French II</td><td>60.x120</td><td>11</td><td>2008-2009</td><td>98</td><td>0.50</td><td>Prince Avenue Christian School</td></tr> <tr><td>CP French II</td><td>60.x120</td><td>11</td><td>2008-2009</td><td>98</td><td>0.50</td><td>Prince Avenue Christian School</td></tr> <tr><td>CP Pre-Calculus-Trig/Stat.</td><td>27.0840</td><td>11</td><td>2008-2009</td><td>98</td><td>0.50</td><td>Prince Avenue Christian School</td></tr> <tr><td>CP Pre-Calculus-Trig/Stat.</td><td>27.0840</td><td>11</td><td>2008-2009</td><td>97</td><td>0.50</td><td>Prince Avenue Christian School</td></tr> <tr><td>AP Biology</td><td>26.01400</td><td>12</td><td>2009-2010</td><td>101</td><td>0.50</td><td>Prince Avenue Christian School</td></tr> <tr><td>AP Biology</td><td>26.01400</td><td>12</td><td>2009-2010</td><td>102</td><td>0.50</td><td>Prince Avenue Christian School</td></tr> <tr><td>AP Calculus AB</td><td>27.07200</td><td>12</td><td>2009-2010</td><td>96</td><td>0.50</td><td>Prince Avenue Christian School</td></tr> <tr><td>AP Calculus AB</td><td>27.07200</td><td>12</td><td>2009-2010</td><td>100</td><td>0.50</td><td>Prince Avenue Christian School</td></tr> <tr><td>Barnabas Student Mentor</td><td></td><td>12</td><td>2009-2010</td><td>100</td><td>0.50</td><td>Prince Avenue Christian School</td></tr> <tr><td>Barnabas Student Mentor</td><td></td><td>12</td><td>2009-2010</td><td>98</td><td>0.50</td><td>Prince Avenue Christian School</td></tr> <tr><td>Bible IV</td><td></td><td>12</td><td>2009-2010</td><td>99</td><td>0.50</td><td>Prince Avenue Christian School</td></tr> <tr><td>Bible IV</td><td></td><td>12</td><td>2009-2010</td><td>100</td><td>0.50</td><td>Prince Avenue Christian School</td></tr> <tr><td>CP Government/Economics</td><td>45.06110</td><td>12</td><td>2009-2010</td><td>98</td><td>0.50</td><td>Prince Avenue Christian School</td></tr> <tr><td>CP Government/Economics</td><td>45.06110</td><td>12</td><td>2009-2010</td><td>97</td><td>0.50</td><td>Prince Avenue Christian School</td></tr> <tr><td>English 101</td><td>23.06300</td><td>12</td><td>2009-2010</td><td>94</td><td>0.50</td><td>Prince Avenue Christian School</td></tr> <tr><td>English 102</td><td>23.06300</td><td>12</td><td>2009-2010</td><td>98</td><td>0.50</td><td>Prince Avenue Christian School</td></tr> </tbody> </table>						Course Name	StateID	Grade	School Year	Final Grade	Credit	Where Earned	Bible 9		09	2006-2007	98	1.00	Prince Avenue Christian School	CP Algebra 2	27.x640	09	2006-2007	98	1.00	Prince Avenue Christian School	CP Biology	26.x120	09	2006-2007	99	1.00	Prince Avenue Christian School	CP English 9	23.x610	09	2006-2007	97	1.00	Prince Avenue Christian School	CP Geography	45.x711	09	2006-2007	96	1.00	Prince Avenue Christian School	Creative Writing		09	2006-2007	97	1.00	Prince Avenue Christian School	Health		09	2006-2007	96	0.50	Prince Avenue Christian School	Physical Education		09	2006-2007	99	0.50	Prince Avenue Christian School	Bible 10		10	2007-2008	97	1.00	Prince Avenue Christian School	Computer 1		10	2007-2008	95	0.50	Prince Avenue Christian School	CP English 10	23.x620	10	2007-2008	99	1.00	Prince Avenue Christian School	CP French I	60.x110	10	2007-2008	99	1.00	Prince Avenue Christian School	CP Geometry	27.x630	10	2007-2008	99	1.00	Prince Avenue Christian School	CP Physical Science	40.x110	10	2007-2008	99	1.00	Prince Avenue Christian School	CP World History	45.x830	10	2007-2008	97	1.00	Prince Avenue Christian School	Teacher Intern		10	2007-2008	100	0.50	Prince Avenue Christian School	WorldView		10	2007-2008	99	1.00	Prince Avenue Christian School	AP U. S. History	45.08200	11	2008-2009	94	0.50	Prince Avenue Christian School	AP U. S. History	45.08200	11	2008-2009	93	0.50	Prince Avenue Christian School	Bible III		11	2008-2009	97	0.50	Prince Avenue Christian School	Bible III		11	2008-2009	100	0.50	Prince Avenue Christian School	CP Anatomy	26.x730	11	2008-2009	97	0.50	Prince Avenue Christian School	CP Anatomy	26.x730	11	2008-2009	96	0.50	Prince Avenue Christian School	CP Chemistry	40.x510	11	2008-2009	97	0.50	Prince Avenue Christian School	CP Chemistry	40.x510	11	2008-2009	94	0.50	Prince Avenue Christian School	CP English 11	23.x510	11	2008-2009	99	0.50	Prince Avenue Christian School	CP English 11	23.x510	11	2008-2009	97	0.50	Prince Avenue Christian School	CP French II	60.x120	11	2008-2009	98	0.50	Prince Avenue Christian School	CP French II	60.x120	11	2008-2009	98	0.50	Prince Avenue Christian School	CP Pre-Calculus-Trig/Stat.	27.0840	11	2008-2009	98	0.50	Prince Avenue Christian School	CP Pre-Calculus-Trig/Stat.	27.0840	11	2008-2009	97	0.50	Prince Avenue Christian School	AP Biology	26.01400	12	2009-2010	101	0.50	Prince Avenue Christian School	AP Biology	26.01400	12	2009-2010	102	0.50	Prince Avenue Christian School	AP Calculus AB	27.07200	12	2009-2010	96	0.50	Prince Avenue Christian School	AP Calculus AB	27.07200	12	2009-2010	100	0.50	Prince Avenue Christian School	Barnabas Student Mentor		12	2009-2010	100	0.50	Prince Avenue Christian School	Barnabas Student Mentor		12	2009-2010	98	0.50	Prince Avenue Christian School	Bible IV		12	2009-2010	99	0.50	Prince Avenue Christian School	Bible IV		12	2009-2010	100	0.50	Prince Avenue Christian School	CP Government/Economics	45.06110	12	2009-2010	98	0.50	Prince Avenue Christian School	CP Government/Economics	45.06110	12	2009-2010	97	0.50	Prince Avenue Christian School	English 101	23.06300	12	2009-2010	94	0.50	Prince Avenue Christian School	English 102	23.06300	12	2009-2010	98
Course Name	StateID	Grade	School Year	Final Grade	Credit	Where Earned																																																																																																																																																																																																																																																																																																																			
Bible 9		09	2006-2007	98	1.00	Prince Avenue Christian School																																																																																																																																																																																																																																																																																																																			
CP Algebra 2	27.x640	09	2006-2007	98	1.00	Prince Avenue Christian School																																																																																																																																																																																																																																																																																																																			
CP Biology	26.x120	09	2006-2007	99	1.00	Prince Avenue Christian School																																																																																																																																																																																																																																																																																																																			
CP English 9	23.x610	09	2006-2007	97	1.00	Prince Avenue Christian School																																																																																																																																																																																																																																																																																																																			
CP Geography	45.x711	09	2006-2007	96	1.00	Prince Avenue Christian School																																																																																																																																																																																																																																																																																																																			
Creative Writing		09	2006-2007	97	1.00	Prince Avenue Christian School																																																																																																																																																																																																																																																																																																																			
Health		09	2006-2007	96	0.50	Prince Avenue Christian School																																																																																																																																																																																																																																																																																																																			
Physical Education		09	2006-2007	99	0.50	Prince Avenue Christian School																																																																																																																																																																																																																																																																																																																			
Bible 10		10	2007-2008	97	1.00	Prince Avenue Christian School																																																																																																																																																																																																																																																																																																																			
Computer 1		10	2007-2008	95	0.50	Prince Avenue Christian School																																																																																																																																																																																																																																																																																																																			
CP English 10	23.x620	10	2007-2008	99	1.00	Prince Avenue Christian School																																																																																																																																																																																																																																																																																																																			
CP French I	60.x110	10	2007-2008	99	1.00	Prince Avenue Christian School																																																																																																																																																																																																																																																																																																																			
CP Geometry	27.x630	10	2007-2008	99	1.00	Prince Avenue Christian School																																																																																																																																																																																																																																																																																																																			
CP Physical Science	40.x110	10	2007-2008	99	1.00	Prince Avenue Christian School																																																																																																																																																																																																																																																																																																																			
CP World History	45.x830	10	2007-2008	97	1.00	Prince Avenue Christian School																																																																																																																																																																																																																																																																																																																			
Teacher Intern		10	2007-2008	100	0.50	Prince Avenue Christian School																																																																																																																																																																																																																																																																																																																			
WorldView		10	2007-2008	99	1.00	Prince Avenue Christian School																																																																																																																																																																																																																																																																																																																			
AP U. S. History	45.08200	11	2008-2009	94	0.50	Prince Avenue Christian School																																																																																																																																																																																																																																																																																																																			
AP U. S. History	45.08200	11	2008-2009	93	0.50	Prince Avenue Christian School																																																																																																																																																																																																																																																																																																																			
Bible III		11	2008-2009	97	0.50	Prince Avenue Christian School																																																																																																																																																																																																																																																																																																																			
Bible III		11	2008-2009	100	0.50	Prince Avenue Christian School																																																																																																																																																																																																																																																																																																																			
CP Anatomy	26.x730	11	2008-2009	97	0.50	Prince Avenue Christian School																																																																																																																																																																																																																																																																																																																			
CP Anatomy	26.x730	11	2008-2009	96	0.50	Prince Avenue Christian School																																																																																																																																																																																																																																																																																																																			
CP Chemistry	40.x510	11	2008-2009	97	0.50	Prince Avenue Christian School																																																																																																																																																																																																																																																																																																																			
CP Chemistry	40.x510	11	2008-2009	94	0.50	Prince Avenue Christian School																																																																																																																																																																																																																																																																																																																			
CP English 11	23.x510	11	2008-2009	99	0.50	Prince Avenue Christian School																																																																																																																																																																																																																																																																																																																			
CP English 11	23.x510	11	2008-2009	97	0.50	Prince Avenue Christian School																																																																																																																																																																																																																																																																																																																			
CP French II	60.x120	11	2008-2009	98	0.50	Prince Avenue Christian School																																																																																																																																																																																																																																																																																																																			
CP French II	60.x120	11	2008-2009	98	0.50	Prince Avenue Christian School																																																																																																																																																																																																																																																																																																																			
CP Pre-Calculus-Trig/Stat.	27.0840	11	2008-2009	98	0.50	Prince Avenue Christian School																																																																																																																																																																																																																																																																																																																			
CP Pre-Calculus-Trig/Stat.	27.0840	11	2008-2009	97	0.50	Prince Avenue Christian School																																																																																																																																																																																																																																																																																																																			
AP Biology	26.01400	12	2009-2010	101	0.50	Prince Avenue Christian School																																																																																																																																																																																																																																																																																																																			
AP Biology	26.01400	12	2009-2010	102	0.50	Prince Avenue Christian School																																																																																																																																																																																																																																																																																																																			
AP Calculus AB	27.07200	12	2009-2010	96	0.50	Prince Avenue Christian School																																																																																																																																																																																																																																																																																																																			
AP Calculus AB	27.07200	12	2009-2010	100	0.50	Prince Avenue Christian School																																																																																																																																																																																																																																																																																																																			
Barnabas Student Mentor		12	2009-2010	100	0.50	Prince Avenue Christian School																																																																																																																																																																																																																																																																																																																			
Barnabas Student Mentor		12	2009-2010	98	0.50	Prince Avenue Christian School																																																																																																																																																																																																																																																																																																																			
Bible IV		12	2009-2010	99	0.50	Prince Avenue Christian School																																																																																																																																																																																																																																																																																																																			
Bible IV		12	2009-2010	100	0.50	Prince Avenue Christian School																																																																																																																																																																																																																																																																																																																			
CP Government/Economics	45.06110	12	2009-2010	98	0.50	Prince Avenue Christian School																																																																																																																																																																																																																																																																																																																			
CP Government/Economics	45.06110	12	2009-2010	97	0.50	Prince Avenue Christian School																																																																																																																																																																																																																																																																																																																			
English 101	23.06300	12	2009-2010	94	0.50	Prince Avenue Christian School																																																																																																																																																																																																																																																																																																																			
English 102	23.06300	12	2009-2010	98	0.50	Prince Avenue Christian School																																																																																																																																																																																																																																																																																																																			
<table border="1"> <thead> <tr> <th colspan="4">Cumulative Information</th> <th colspan="6">Standardized Tests</th> </tr> <tr> <th>School Year</th> <th>Cum GPA</th> <th>Cum Num Avg</th> <th>Cum. Credits Earned/Attempted</th> <th>SAT Date</th> <th>CR</th> <th>Reading</th> <th>Math</th> <th>Writing</th> <th>Math Choice</th> <th>Essay</th> </tr> </thead> <tbody> <tr> <td>2006-2007</td> <td>4.0000</td> <td>97.50</td> <td>7.00 / 7.00</td> <td>620</td> <td>96</td> <td>62</td> <td>8</td> <td></td> <td></td> <td></td> </tr> <tr> <td>2007-2008</td> <td>4.0000</td> <td>98.51</td> <td>8.00 / 8.00</td> <td>610</td> <td>90</td> <td>50</td> <td>55</td> <td>6</td> <td></td> <td></td> </tr> <tr> <td>2008-2009</td> <td>4.0714</td> <td>96.79</td> <td>7.00 / 7.00</td> <td>650</td> <td>90</td> <td>50</td> <td>59</td> <td>8</td> <td></td> <td></td> </tr> <tr> <td>2009-2010</td> <td>4.2500</td> <td>98.75</td> <td>6.00 / 6.00</td> <td></td> <td></td> <td></td> <td></td> <td></td> <td></td> <td></td> </tr> <tr> <td>Cumulative</td> <td>4.0714</td> <td>97.82</td> <td>28.00 / 28.00</td> <td></td> <td></td> <td></td> <td></td> <td></td> <td></td> <td></td> </tr> </tbody> </table>				Cumulative Information				Standardized Tests						School Year	Cum GPA	Cum Num Avg	Cum. Credits Earned/Attempted	SAT Date	CR	Reading	Math	Writing	Math Choice	Essay	2006-2007	4.0000	97.50	7.00 / 7.00	620	96	62	8				2007-2008	4.0000	98.51	8.00 / 8.00	610	90	50	55	6			2008-2009	4.0714	96.79	7.00 / 7.00	650	90	50	59	8			2009-2010	4.2500	98.75	6.00 / 6.00								Cumulative	4.0714	97.82	28.00 / 28.00								<table border="1"> <thead> <tr> <th colspan="2">College Prep Grading Scale</th> <th colspan="2">AP Grading Scale</th> </tr> </thead> <tbody> <tr> <td>A = 90-100</td> <td>4.0</td> <td>100-110</td> <td>5.0</td> </tr> <tr> <td>B = 80-89</td> <td>3.0</td> <td>90-99</td> <td>4.0</td> </tr> <tr> <td>C = 70-79</td> <td>2.0</td> <td>80-89</td> <td>3.0</td> </tr> <tr> <td>F = Below 70</td> <td>0.0</td> <td>70-79</td> <td>2.0</td> </tr> <tr> <td></td> <td></td> <td>Below 70</td> <td>0.0</td> </tr> </tbody> </table>		College Prep Grading Scale		AP Grading Scale		A = 90-100	4.0	100-110	5.0	B = 80-89	3.0	90-99	4.0	C = 70-79	2.0	80-89	3.0	F = Below 70	0.0	70-79	2.0			Below 70	0.0																																																																																																																																																																																																																
Cumulative Information				Standardized Tests																																																																																																																																																																																																																																																																																																																					
School Year	Cum GPA	Cum Num Avg	Cum. Credits Earned/Attempted	SAT Date	CR	Reading	Math	Writing	Math Choice	Essay																																																																																																																																																																																																																																																																																																															
2006-2007	4.0000	97.50	7.00 / 7.00	620	96	62	8																																																																																																																																																																																																																																																																																																																		
2007-2008	4.0000	98.51	8.00 / 8.00	610	90	50	55	6																																																																																																																																																																																																																																																																																																																	
2008-2009	4.0714	96.79	7.00 / 7.00	650	90	50	59	8																																																																																																																																																																																																																																																																																																																	
2009-2010	4.2500	98.75	6.00 / 6.00																																																																																																																																																																																																																																																																																																																						
Cumulative	4.0714	97.82	28.00 / 28.00																																																																																																																																																																																																																																																																																																																						
College Prep Grading Scale		AP Grading Scale																																																																																																																																																																																																																																																																																																																							
A = 90-100	4.0	100-110	5.0																																																																																																																																																																																																																																																																																																																						
B = 80-89	3.0	90-99	4.0																																																																																																																																																																																																																																																																																																																						
C = 70-79	2.0	80-89	3.0																																																																																																																																																																																																																																																																																																																						
F = Below 70	0.0	70-79	2.0																																																																																																																																																																																																																																																																																																																						
		Below 70	0.0																																																																																																																																																																																																																																																																																																																						
Lisa Ricketts, Director of Academic Counseling				Date																																																																																																																																																																																																																																																																																																																					

YEAR BY YEAR:



SENIOR YEAR = PERSONAL RESPONSIBILITY

- ⦿ Seniors should take responsibility and drive the train, parents in next seat praying, checking, guiding, encouraging!
- ⦿ Parent tip...do NOT fill out college apps or write essays!!! You are setting them up for failure...How will your child survive in college?

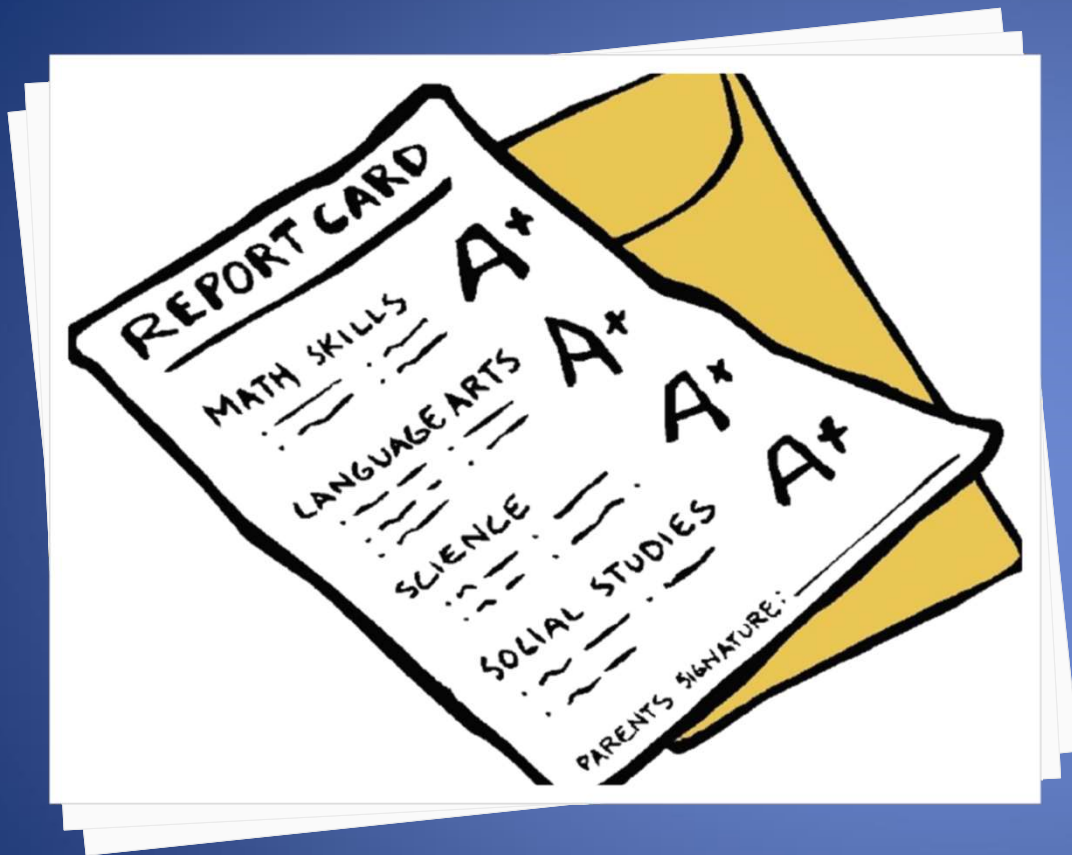
sen·ior·i·tis

/ˌsɛnyəˈrɪtɪs/

noun humorous

a supposed affliction of students in their final year of high school or college characterized by a decline in motivation or performance.

"I try not to let my grades suffer from my senioritis"



CORE
GRADES #1
FACTOR IN
COLLEGE
ADMISSIONS
(INCLUDING RIGOR)

SAT/ACT

#2 FACTOR IN COLLEGE ADMISSIONS

Education Facts

Serving Size: 1 SAT Test
Servings per container: 1 (or 2, or 3)

Minutes	225	Minutes of break	20
		% Daily Value	
Reading		33%	
Math		33%	
Writing		33%	
Year established		1926	
Grading scale (no essay)		1600	
Test takers (2014)		1.67 mil	



GRAPHICS BY ASHWIN BANDI

Education Facts

Serving Size: 1 ACT Test
Servings per container: 1 (or 2, or 3)

Minutes	175	Minutes of break	25
		% Daily Value	
Reading		25%	
Math		25%	
Writing		25%	
Science		25%	
Year established		1959	
Grading scale		36	
Test takers (2014)		1.85 mil	

A red and white megaphone icon is positioned on the left side of the slide, pointing towards the central text. The background features a teal color with a white dotted pattern on the left and a white curved shape in the center.

**Test-Optional
Means
Test-Optional**

NACAC

Colleges are evaluating admission applications fairly and holistically considering current times. Admission and scholarship deadlines may change depending on the timing and availability of high school transcripts as well as ACT and SAT exams this fall.

**You must check
with each
college to
determine
their policy!**

Examples: requiring college SAT/ACT as normal, going test optional, using PSAT or PreACT scores, etc.

Georgia public campuses will require ACT/SAT this year



The University System of Georgia (USG) will resume test score admission requirements for Spring 2022 and subsequent semesters. Students' eligibility will be decided based on all criteria established by USG institutions in accordance with Board of Regents policy.



USG to extend temporary test optional admission for Academic Year 2023-2024

The University System of Georgia (USG) will continue the temporary waiver of test score requirements for Academic Year 2023-2024 (Fall 2023, Spring 2024, Summer 2024) admission at 24 of the 26 USG institutions. The temporary waiver does not apply to the Georgia Institute of Technology and the University of Georgia.


For Academic Year 2023-2024, the remaining institutions have two options to make admission decisions:

1. [Freshman index](#): Includes high school grade point average and test scores for either the SAT or ACT.

2. Test Optional: Use the high school grade point average on the required high school curriculum without a standardized test score at the following minimum grade point averages:

1. 3.4 for research universities: Augusta University and Georgia State university
2. 3.2 for comprehensive universities and Georgia College and State University: Georgia Southern University, Kennesaw State University, University of West Georgia and Valdosta State University.
3. 3.0 for state universities: Albany State University, Clayton State University, Columbus State University, Fort Valley State University, Georgia Southwestern State University, Middle Georgia State University, Savannah State University and the University of North Georgia.
4. State colleges (Abraham Baldwin Agricultural College, Atlanta Metropolitan State College, College of Coastal Georgia, Dalton State College, East Georgia State College, Georgia Gwinnett College, Georgia Highlands College, Gordon State College and South Georgia State College) continue to be test optional in accordance with Board policy.

Test scores continue to be required to apply for Zell Miller scholarships. The test optional path is not available for dual enrollment. Students applying for dual enrollment must still meet existing admissions requirements.



SAT/ACT SCORES appear on the transcript. If you do NOT want them to appear, YOU MUST notify the Guidance Office and request they be hidden. Most colleges will not take them from the transcript, they must be sent OFFICIALLY from the respective testing agency- SAT/ACT.

COLLEGE ENTRANCE EXAMS ACT/SAT

❖ **ACT** (offered 7 times a year)

- Math, English, Reading, Science & Writing
 - Optional Essay (check with college)
 - Total highest possible score = 36 (36 each section, averaged for a composite score)
 - No wrong answer penalty
-

❖ **SAT I Reasoning Test** (offered 7 times a year)

- Math, ERW/Evidence Based Reading & Writing
- *Optional essay was discontinued June 2021
- Total highest possible score = 1600 (800 each section)
- No wrong answer penalty

© SAT II Subject Test- *Discontinued June 2021

	Evidence Based Reading & Writing	Math	Max. TOTAL
SAT	800	800	1600
State of Georgia Board of Regents Minimums	430 research, comprehensive, or state university 330 state college	400 research, comprehensive, or state university 310 state college	

	Reading	Writing & Language	Math
SAT	40	40	40
State of Georgia Board of Regents Minimums	24 research, comprehensive, or state university 19 state college		22 research, comprehensive, or state university 18 state college

SAT Score Report

Test Date: .
 Registration Number:
 Gender:
 Date of Birth:
 Test Center Number:
 CB Student ID:
 High School Code: **110119**
 High School Name: **Prince Avenue Christian School**

Your Total Score

1310 | 400–1600

92ndNationally Representative
Sample Percentile87th

SAT User Percentile

 Section Scores

650 | 200–800
 Your Evidence-Based
 Reading and Writing
 Score

90th Nationally Representative
Sample Percentile
 86th SAT User Percentile



660 | 200–800
 Your Math Score

91st Nationally Representative
Sample Percentile
 86th SAT User Percentile


 Test Scores

32 | 10–40  **33** | 10–40  **33.0** | 10–40
 Reading Writing and Language Math

Cross-Test Scores | 10–40

33
 Analysis in History/Social Studies

31
 Analysis in Science

Subscores | 1–15

13
 Command of
 Evidence

11
 Words in Context

12
 Expression of Ideas

12
 Standard English
 Conventions

11
 Heart of Algebra

12
 Problem Solving
 and Data Analysis

12
 Passport to
 Advanced Math

Get your full report online at sat.org/scorereport

Am I on Track for College?

Look for the green, yellow, or red symbols next to your section scores. They let you know if your scores are at or above the benchmark scores. Benchmarks show college readiness. If you see green, you're on track to be ready for college when you graduate.

If you score below the benchmark, you can use the feedback and tips in your report to get back on track.

Benchmark scores:

Evidence-Based Reading and Writing: 490

Math: 530

How Do My Scores Compare?

A percentile shows how you scored, compared to other students. It's a number between 1 and 99 and represents the percentage of students whose scores are equal to or below yours.

For example, if your Math percentile is 57, that means 57% of test takers have Math scores equal to or below yours.

The **Nationally Representative Sample Percentile** compares your score to the scores of typical U.S. students.

SAT® User Percentile compares your score to the scores of students who typically take the test.

How Can I Improve?

To see which skills are your strongest and what you can do to boost your college readiness, go to your full report online and look for Skills Insight™.


What Are Score Ranges?

Test scores are single snapshots in time—if you took the SAT once a week for a month, your scores would vary. That's why score ranges are better representations of your true ability. They show how much your score can change with repeated testing, even if your skill level remains the same.

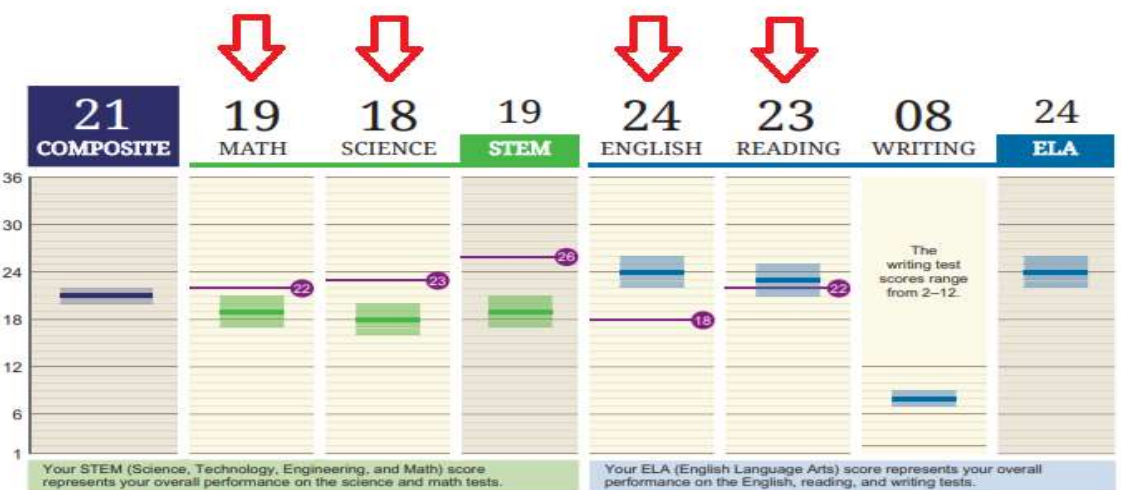
Colleges know this, and they get score ranges along with scores so they can consider scores in context.

Your online score report shows your score ranges.

	COMPOSITE	Math	Science	English	Reading
ACT	36	36	36	36	36
State of Georgia Board of Regents Minimums		17 _{research, comprehensive, or state university} 14 _{state college}		17 _{research, comprehensive, or state university} 12 _{state college}	



ACT



Student Report

Your Score
Your Score
Your Score Range

ACT College Readiness Benchmarks

Readiness Benchmark
If your score is at or above the Benchmark, you have at least a 50% chance of obtaining a B or higher or about a 75% chance of obtaining a C or higher in specific first-year college courses in the corresponding subject area. There are currently no Benchmarks for ELA or writing.

Your Score Range
Test scores are estimates of your educational development. Think of your true achievement on this test as being within a range that extends about one standard error of measurement, or about 1 point for the Composite and writing scores, and 2 points for STEM, ELA, and the other test scores, above and below your score.

US & State Rank
Your ranks tell you the approximate percentages of recent high school graduates in the US and your state who took the ACT® test and received scores that are the same as or lower than your scores. For example, a rank of 55 for your Composite score means 55% of students earned that Composite score or below.

2022-2023 COLLEGE ENTRANCE EXAMS

ACT/SAT

SAT Test Dates (Sat. Natl. Testing Days @ local HS)

- Aug.27, 2022
- Oct. 1, 2022
- Nov. 5, 2022
- Dec. 3, 2022
- Mar.11, 2023
- May 6, 2023
- June 3, 2023

www.sat.collegeboard.org

ACT Test Dates (Sat./Sun. Natl. Testing Days @ local HS)

- Sep.10, 2022
- Oct.22, 2022
- Dec.10, 2022
- Feb.11, 2023
- Apr. 15, 2023
- Jun. 10, 2023
- July 15, 2023

www.act.org

ACT/SAT “Weekday Testing” at PRINCE (GISA-only for our 11th/12th students)










- SAT
- Oct. 27,2022 (12)
- Apr. 12, 2023 (11/12)



- ACT
- Oct.18, 2022 (11/12)
- Mar. 7, 2023 (11/12)

Register via Prince-Mr. Owens will
email reg. info. close to date

U.S. STUDENTS WILL TAKE SAT ENTIRELY ONLINE BEGINNING 2024

- ✓ Digital SAT will begin 2023-2024 school year, with Class of 2025 (this year's 9th grade)
- ✓ 1st digital PSAT will be offered Fall 2023 (Oct?)
- ✓ 1st U.S. SAT (Sat.) & SAT school day will be offered March 2024

	International SAT	PSAT-Related Assessments	U.S. SAT and SAT School Day
Spring 2023			
Fall 2023			
Spring 2024			

 Paper and Pencil  Digital

www.sat.org/digital

GEORGIA COLLEGE TIERS

❑ Research Universities

- UGA, GT, Ga. State Univ., Augusta Univ. (formerly Ga. Regents & Medical College of Ga.)

❑ Comprehensive Universities/Regional

- GSU, Kennesaw, Univ. of West Georgia, Valdosta State, etc.

❑ State Universities

- Columbus State Univ., GC&SU, Middle Georgia State Univ., Univ. of North Georgia-D, etc.

❑ State Colleges

- ABAC, Dalton State College, East Georgia State College, Georgia Gwinnett College, Univ. of North Georgia-W, etc.

❑ Technical Colleges

- Athens Tech, etc.

CLASS OF 2023 FRESHMAN PROFILE ADMISSION STATS



CLASS OF 2023 FRESHMAN PROFILE ADMISSION STATS



LR1

(Average)
GPA: 4.02
SAT: 1359
ACT: 31



GPA: 3.93
SAT: 1260
ACT: 29

MID 50th %

GPA: 4.16
SAT: 1430
ACT: 33

29,300 applied, 5,500 admitted

CLASS OF 2023 FRESHMAN PROFILE ADMISSION STATS



(Average)
GPA: 3.89
SAT: 1150-1310
ACT: 25-30



MID 50th %

COLLEGE VISITATION PRE-ARRANGED ABSENCE

- ❑ Use “Pre-arranged absence form” for this. Must be approved before you leave for visit.

- ❑ College Visits allowed per year
 - 4 for seniors
 - 2 for juniors

- ❑ Open House/or Make an appointment

- ❑ Plan ahead... Don't just show up!

COLLEGE APPLICATION PROCESS/SENIOR YEAR



THE PROCESS BEGINS...ORGANIZATION IS KEY!

- ❑ Very important tip...there will be many online registrations in your future. For example: SAT, ACT, GAfutures, college applications, FAFSA.
 - **OLD SCHOOL:** Start a college folder and write on inside flap the site, username, password
 - **TECHNO SAVVY:** iPhone, Ipad, etc. use the notes section for site, username, password
- ❑ DO NOT EVER CREATE MORE THAN ONE ACCOUNT!!
- ❑ Organized people don't miss deadlines!

COLLEGE APPLICATIONS

□ WHEN?...

Check college applications in summer to see if they are ready and if essays are changing. Some colleges tweak their apps and essay questions in summer. If they are ready, you can begin.

1. Earliest application deadlines are normally OCTOBER (EA, top notch grades, rigor, test scores, accepted, deferred, denied)
2. Next common deadline is MID-JANUARY (RD, accepted or denied)
3. Other...ROLLING DEADLINES (can apply until May, accepted or denied)

COLLEGE APPLICATION PROCESS/SENIOR YEAR

❖ ***Fill out application ONLINE, Basic Rule: FOLLOW DIRECTIONS & give them what they ask for!!***

- ONLINE (google college name, admissions, look for application, this varies per college
 - Private/institution application
 - www.gafutures.org (Georgia Southern uses)
 - www.commonapp.org
 - <http://www.coalitionforcollegeaccess.org>

Remember...Colleges are all different and may have several ways to apply:

- GT: common app. & coalition app.
- UGA: private app., coalition app. & common app.
- Berry: private app. & common app.

- *beneficial to use common app if most of the colleges you are applying to use common app. Fill out 1 app.*

TEST OPTIONAL SCHOOLS FOR FALL 2021 ADMISSIONS

OVER HALF of
ALL 4-year
schools are now
test optional
for 2021!



TRIANGLE
SENIOR
YEAR.com

CLEMSON

Apply to Clemson as a First-Year Student

Ready to join the Clemson Family? Apply now.

Clemson Application

Coalition Application

Common Application

You are considered a first-year applicant if you are currently enrolled in high school or have not enrolled in or earned credit at another college or university following high school graduation.



EA?

ED?

RD?



**EACH COLLEGE
IS UNIQUE...
YOU MUST
CHECK THEIR
REQUIREMENTS**

COLLEGE APPLICATION PROCESS/SENIOR YEAR

- ***All colleges have different requirements...Essays, resumes, counselor/teacher evaluations, self report grades, etc.***
 - For example: UNG requires you to send DE college transcripts up front before they will evaluate you for admission. Most other colleges don't require you send them until after graduation for you to register for college classes
 - If application asks for GPA, you list the one that shows on your unofficial transcript that I gave student. They will re-compute it based on their requirements like core classes only
 - If application asks for rank...choose "no rank." As a small school, we choose not to rank because it is not a fair representation of our student's achievement

COLLEGE APPLICATION PROCESS/SENIOR YEAR



Must send a TRANSCRIPT of grades to each college!

COLLEGE APPLICATION PROCESS/SENIOR YEAR

- ❑ **Fill out a “Transcript Request Form” to have high school grades sent to a college or organization. Forms are located in:**
 - ✓ **High School Office**
 - ✓ **School website www.princeave.org (click on academics, guidance, transcript request)**

- ❑ **Colleges/scholarship organizations all have different requirements of how they prefer to receive transcripts. Basically-many “middlemen” companies to send transcripts...**
- ❑ **You will need to check with the college to see their preferred method of receiving transcripts. Be sure to include correct address or electronic agency of college/organization ***YOU MUST LOOK THIS UP ON THE COLLEGE ADMISSIONS WEBSITE. Examples:**
 - **Via mail-be sure to include correct address of college admissions office**
 - **Send Transcript electronically via:**
 - **Common App**
 - **Coalition App**
 - **Send Edu**
 - **GaFutures (for all colleges in Georgia) *I prefer sending this way if they allow**
 - **Private upload to college via their portal**



PRINCE
AVENUE CHRISTIAN SCHOOL

For Office Use Only
Date Sent
____/____/____

Transcript Request

By completing and submitting this form, you are authorizing Prince Avenue Christian School to release all records requested to the indicated institution.

STUDENT INFORMATION

Date of Request: _____ Year of Graduation: _____
Name _____ Social Security No. (alumni only): _____
E-Mail: _____ Phone: _____

Counselor packets for the student are submitted to the institution, and include a transcript of grades, unofficial SAT/ACT scores, and our school profile. Each college is unique and accepts required documents in different formats (US Mail, electronic, etc.) It is your responsibility to check with the college admissions office to see what documents they require and their preferred method of receiving them. Please attach any additional forms required.

Please select ONE method for sending transcript form below:

TIP: If you are sending to a college in Georgia and did not use common app, please select electronically via GaFutures.

- Mail Transcript**
- Send transcript electronically via:**
- GaFutures
 - Common App
 - Send Edu
 - College's Private site: _____
 - Other: _____
- Mail Transcript and** (check all that apply):
- Counselor evaluation (attached)
 - Counselor evaluation online. I've emailed link.
 - Senior schedule
 - Teacher recommendation (attached)
 - Other: _____
- Send a PDF transcript** for me to upload. My email address is listed above.
- Pick up an OFFICIAL Transcript.** I understand this will be in a sealed envelope and must remain sealed to be considered official.
- Pick up an UNOFFICIAL Transcript**

COLLEGE OR SCHOLARSHIP INFORMATION

(Please list only one college or scholarship request per form.)

College or Scholarship Name: _____
Mailing Address: _____
City: _____ State: _____ Zip: _____

Signature (Required)

Please Note:

- SAT and ACT scores will be released. Most colleges require SAT/ACT scores to be sent directly from the testing agency. It is your responsibility to have the scores sent.
- Transcripts will not be released to students with financial holds.
- Transcripts are provided at no charge.
- Allow 3-5 business days for processing.

This form may be emailed to Iricketts@princeave.org or mailed to:
Prince Avenue Christian School
Attn: Lisa Ricketts
2201 Ruth Jackson Road, Bogart, GA 30622

COLLEGE APPLICATION PROCESS/SENIOR YEAR

- ❑ *Mrs. Ricketts will send Transcript and requested items either by mail or electronically (whichever method you choose on form). Transcripts will not be released to students with financial holds, Transcripts are provided at no charge, Allow 3-5 business days for processing. A confirmation email will be sent to you to notify that transcript has been sent, if you provide your email address in the appropriate space.*
- ❑ **DON'T FORGET!!... Have you sent your SAT/ACT scores directly from testing agency to college???** Log back in and choose “additional score report, etc.” (some small colleges will take from transcript) (if you don't want them to appear on HS transcript, you must notify Mrs. Ricketts)



COLLEGE APPLICATION PROCESS/SENIOR YEAR

EXTRAS:

- If it is recommended, consider it required! (like Bonus points on a test)
- **Early Action v/s Regular Admission?**
 - Early Action-Normal EA deadline is mid-October. You must have really high grades with rigor, a decent SAT or ACT score, and favorable Counselor Evaluation, these are the main things they'll look at.

 - There are 3 things that can happen when you apply "Early Action"
 - 1. you can get ACCEPTED (watch for "binding")
 - 2. you can get DENIED and can only re-apply later as a transfer student after you have attended another college for a certain amount of time
 - 3. you can get DEFERRED and will have to submit more paperwork (ie. Essays, teacher evaluations, etc.) After you do that then you will get accepted or denied.

 - Regular Decision-Normal RD deadline is first of January for large schools and varies greatly among other colleges. You have to submit app., transcript, SAT or ACT scores, Counselor Evaluation, all the essays, teacher evaluations, etc.
 - You get either ACCEPTED or DENIED

COLLEGE APPLICATION PROCESS/SENIOR YEAR EXTRAS:

□ What is Self-reporting? (need unofficial transcript)

- You enter your HS grades/credits on your application. The reason colleges do this is because this speeds up the decision timelines by about 4 weeks.
- You have one set of grades to input, where if the college did it for everyone, they have over 20,000 sets of grades, which is a lot of grades. This way, we can have the self reported grades in our system, we can verify these grades by a review of the transcript and make any needed changes as needed, but the initial data is already in our system for initial analysis of the applicant pool to cut down on data entry delay.

□ What is Super-scoring? process by which colleges consider your highest section scores across all the dates you took the SAT or ACT. Most colleges do this for admissions but most scholarship committees do not.

■ ACT Date	Eng	Math	Read	Sci	Composite
■ 04/12/2014	29	23	34	25	28
■ 06/14/2014	26	20	28	27	25
■ 09/13/2014	25	25	35	34	30
■ SUPERSCORE	29	25	35	34	31

**31 is a very competitive ACT score (36 is perfect)


□ ESSAY- PACS Eng. Dept. has seniors write a general essay that can be tweaked for many colleges, but college may require more or none

RESUME...USED FOR SOME COLLEGE APPS AND SCHOLARSHIP APPS

- Work on a personal resume/portfolio at the end of 9th grade...you'll forget by senior year! *Tip: After Honors Day in May*
 - Clubs, sports, activities, leadership positions, volunteer work, awards, work experience, etc.
 - Can keep on computer using your own format or *Family Connection/Naviance* or www.gafutures.org has a place to do this (my student portfolio)

- Used for job interviews, college/scholarship applications, & to help teachers with letters of recommendation.


HOW TO PAY FOR COLLEGE?



THE GOOD NEWS FIRST!

- ❑ From School Handbook/Briarwood Christian School in Alabama...Is there a fee for Dual Enrollment courses? Yes, for the 2020-2021 school year a 3-hour DE course was \$456 per semester. This amount covers all JSCC tuition and fees for one semester. *Parents pay the community college.*
- ❑ In Georgia...the state pays for DE courses up to 30 hours...the colleges we partner with charge approx. \$750 per semester for a 3-hour class.
- ❑ ***My personal experience: Prince Graduate with 21 hours (7 semester college classes) = \$5250 (x 3 girls = \$15,750)***
- ❑ ***We are getting a great deal!!!!***

TUITION:



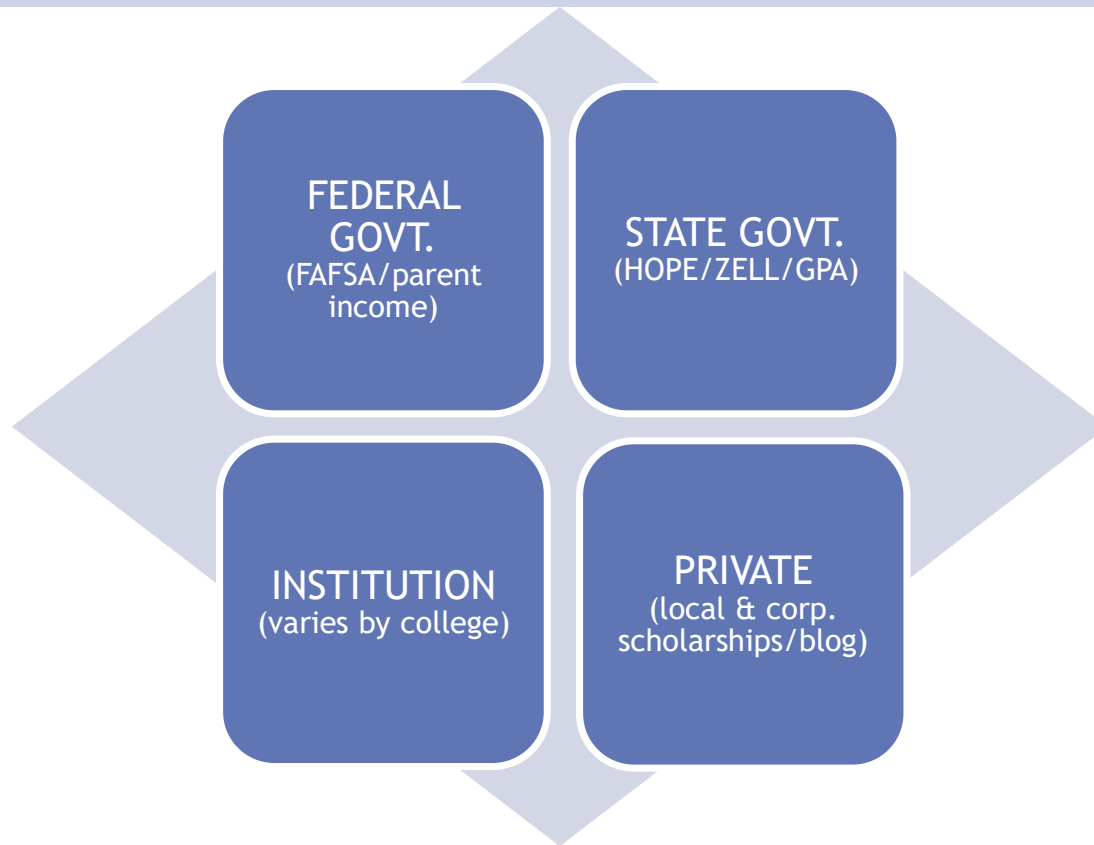
- Average In-State Tuition*/year:
 - UGA =\$9552 (HOPE pays \$7200/15hrs)
 - GSU =\$7422 (HOPE pays \$5566/15hrs)
 - UNG-O =\$5460(HOPE pays \$4095/15hrs)
- Avg. fees/year=\$3000
- Avg. 7day meal plan/year=\$4000
- Avg. Residence Hall/year=\$5660
- Plus books, living expenses, parking pass, etc.
 - -----
 - **AVG. TOTAL: \$21,700 (with HOPE Scholarship: \$14,500)**

*Average Out of State Tuition/year:=Normally 3 times in state tuition ...JUST TUITION...\$28,626/large, \$18,444/mid size

FINANCIAL AID:

- Any funding intended to help students pay for post-secondary education expenses
 - Grants (don't pay back)
 - Loans (pay back with interest)
 - Work study
 - Scholarships (don't pay back)

SOURCES OF FUNDING:



FEDERAL FINANCIAL AID: FAFSA (NEED BASED)

- Free Application for Federal Student Aid
- Need Based (grades not considered) and awards based on EFC (estimated family contribution), they will calculate your financial need
- Pell Grants, FSEOG (Fed. Supp. Educ. Opp. Grant), work study, loans,
- **FAFSA® changes from last year...
 - ****Can submit October 1 (rather than Jan. 1) 12th grade - Complete and submit FAFSA, money is awarded on a first come first serve basis**
 - ****Will be required to report income information from an earlier tax year (prior prior year). Class of 2023 report taxes from 2021**
- Must request a PIN # well in advance of completing FAFSA and signing electronically
- Must be renewed each academic year
- There are scam sites that require payment to fill out FAFSA.....DO NOT DO THIS! FAFSA is free. Official site is www.fafsa.ed.gov
- If you complete FAFSA...you are automatically registered for HOPE

STATE FINANCIAL AID:

- Main = Georgia Student Finance Commission (GSFC)
 - They maintain the GAFUTURES.org website
 - Dual Enrollment (DE) funding done here (old MOWR)
 - Apply for HOPE/ZELL here or via FAFSA

FINANCIAL AID: HOPE/ZELL

(AWARDS GOOD GRADES)

Hope: HOPE GPA (core only) is different than PACS overall GPA on transcript

- ❑ 3.0 Core GPA-CP/CPD diploma
- ❑ Must have 4 HOPE Rigor Courses
- ❑ Currently will pay app. 75-80% of previous years tuition (differs per college UGA 75%, Valdosta 87%, UNG 85%), subject to change each year (public college), mandatory fees and books no longer covered
- ❑ Student must maintain a 3.0 at all checkpoints once in college (end of Spr Sem. and every 30, 60, 90)

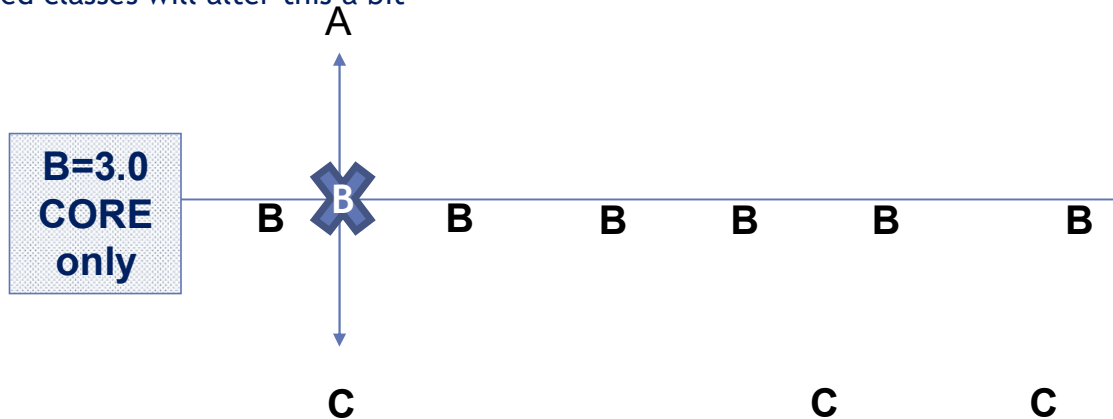
Zell Miller scholarship: Zell GPA (core only) is different than PACS overall GPA on transcript

- ❑ 3.7 Core GPA and at least a 1200 on M/V of SAT or at least 26 on composite score on ACT in *ONE test sitting*, or VAL/SAL from eligible high school
- ❑ Must have 4 HOPE Rigor Courses
- ❑ Will pay 100% tuition (public college), mandatory fees and books no longer covered
- ❑ Test scores will not count if taken after graduation date

EASY WAY TO FIGURE HOPE

Hope: HOPE GPA (core only) is different than PACS overall GPA on transcript

- 3.0 Core GPA-CP/CPD diploma
- Using .5 semester credits
- B line visual-for every C must have an A of same credit to balance back to an A
- Weighted classes will alter this a bit



This student needs to make ___/sem. A's to be HOPE eligible.

FINANCIAL AID: HOPE/ZELL

When to apply for HOPE/ZELL?

- ❑ 2nd half of senior year

How to apply for HOPE/ZELL?

- ❑ 1. FAFSA
 - ❑ 2. GAFUTURES.org (GSFAPPS) very simple!
-
- ❑ If not eligible out of High School = NEVER eligible
 - ❑ End of Spr. Sem. & 30, 60, 90 HOPE/Zell checkpoints in college (ONLY LOOKS AT GRADES EARNED AT THAT INSTITUTION/COLLEGE)
 - ❑ Students can only lose and regain HOPE/Zell ONCE.
 - ❑ HOPE can be used for a max. attempted hours or 7 years after High School Graduation

INSTITUTION/PRIVATE SCHOLARSHIPS:

◎ Institutional Scholarships:

- Incoming First year Students -Undergraduate Admissions...Unique to that particular college
- Ask College Financial Aid Office

◎ Private Scholarships:

- www.fastweb.com
- www.salliemae.com
- www.scholarships.com
- www.scholarup.net
- www.collegeboard.com
- *Local scholarships-CHECK PACS GUIDANCE BLOG, use scholarship search sites, ask your employer, etc.*

GRADES...MOST IMPORTANT THING!

SEVERAL GPAS/NUMERICAL AVGS:

- Valedictorian(highest)/Salutatorian (2nd highest) Num. Avg. Core + Bible - Medal
- Honor Graduate (90 >) = Num. Avg. Core + Bible - Gold Cord
- Beta (90 >)= Num. Avg. All Classes - White cord
- NHS (95 >)= Num. Avg. All Classes - Gold stole
- College Prep with Distinction = Navy/Gold/White cord
- College GPA = Refigure their choice
- HOPE (3.0 >)/ZELL (3.7 >)= GPA Core only (no Bible) AP/DE up-weighted by .5

STUDENT ATHLETES: (REGISTER BY END OF JUNIOR YEAR)

- NAIA: Register at www.naia.org

- NCAA: Register at www.ncaaclearinghouse.net
 - You will need a credit card
 - Must request a transcript be sent to them from all high schools attended in grades 9-12
 - Must send SAT/ACT scores to them
 - they will not take off of the transcript
 - Each agency is different as far as scores they use (ie: NCAA uses sum of 4 ACT subsections and will superscore & NAIA will NOT superscore for ACT, 1 test sitting)

SELECTIVE SERVICE:

- All 18-year-old Males **MUST** register with the Selective Service to be eligible to receive HOPE/Zell, Federal or State funds for college.
- Very Simple.....register at www.sss.gov

EXTRAS:


- Frequently check the “*PACS Counseling Blog*”
www.princeave.org, academics, guidance counseling...BLOG:
 - scholarship opportunities
 - college open house events
 - College representative visits to PACS



Check website for
important updates

<http://www.princeave.org/counselors-blog>

YOU CAN SUBSCRIBE TO OUR BLOG:


Current Families Calendar Giving   



About Us Admissions Discipleship Academics Fine Arts Athletics Support

Search

Counselor's Blog



- Guidance Counseling
- Meet Our Counselors
- Counselor's Blog
- Counselor Forms
- Transcript Request
- High School Requirements
- AP & Dual Enrollment
- Drop-Add & Course Changes
- College Planning &

[Home](#) / [Academics](#) / [Guidance Counseling](#) / [Counselor's Blog](#)

August 26, 2020

UGA is Test Optional for Fall 2021

Read the following links from the UGA Blog for the [...]

[Read More](#)

Stay Updated

Get the latest Counselor Blog posts straight to your inbox.

Email*

[Subscribe](#)

USEFUL PARENTING WEBSITES

- ◎ Plugged In www.pluggedin.com
 - movie content
- ◎ Dr. Kevin Leman <https://birthorderguy.com/>
 - Practical/common sense parenting tips, family
- ◎ Jonathan McKee (I subscribe to his BLOG)
<http://www.jonathanmckeewrites.com>
 - Movies, Netflix, social media, music, dating, etc.

FEBRUARY ADVISEMENT:

◎ 3 Phases:

- 1-Scheduling Presentation /***DONE!***
- 2-Input Course Requests via FACTS beginning tomorrow
- 3-Schedule an “advisement meeting” with your Counselor
 - Email with links will be sent to you in the morning. You select date/time. (*Cannot attend advisement meeting until you are re-enrolled & have selected your course requests via FACTS*)
 - Dates: Rising 11 & 12 Mrs. Ricketts Feb. 1-Mar. 3 times vary
 Rising 9 & 10 Mr. Owens Feb. 1-Mar. 3 times vary
 - **MUST HAVE RE-ENROLLED & ENTERED COURSE REQUESTS IN FACTS PRIOR TO ADVISEMENT MEETING!!!**

- Use this time to ask questions about Diploma Types, Rigor, scheduling of classes, college entrance exams, general questions about applying for colleges

WHAT COMES NEXT & CONTACT INFORMATION

◎ *What comes next?....*

- Fall of 2023 - There will be a detailed “College Planning Meeting” that Freshman/Sophomore students/parents CAN attend but Junior/Senior students/parents MUST attend...Detailed College Planning Process will be discussed.
- Fall of 2023 - I will then meet with Seniors in small class settings to explain how this process works on a day-to-day basis.

◎ *Lisa Ricketts/Director of Academic Counseling,*
lricketts@princeave.org

